



Pilots, Pilots, Pilots: How OG&E is Breaking Ground (Again)



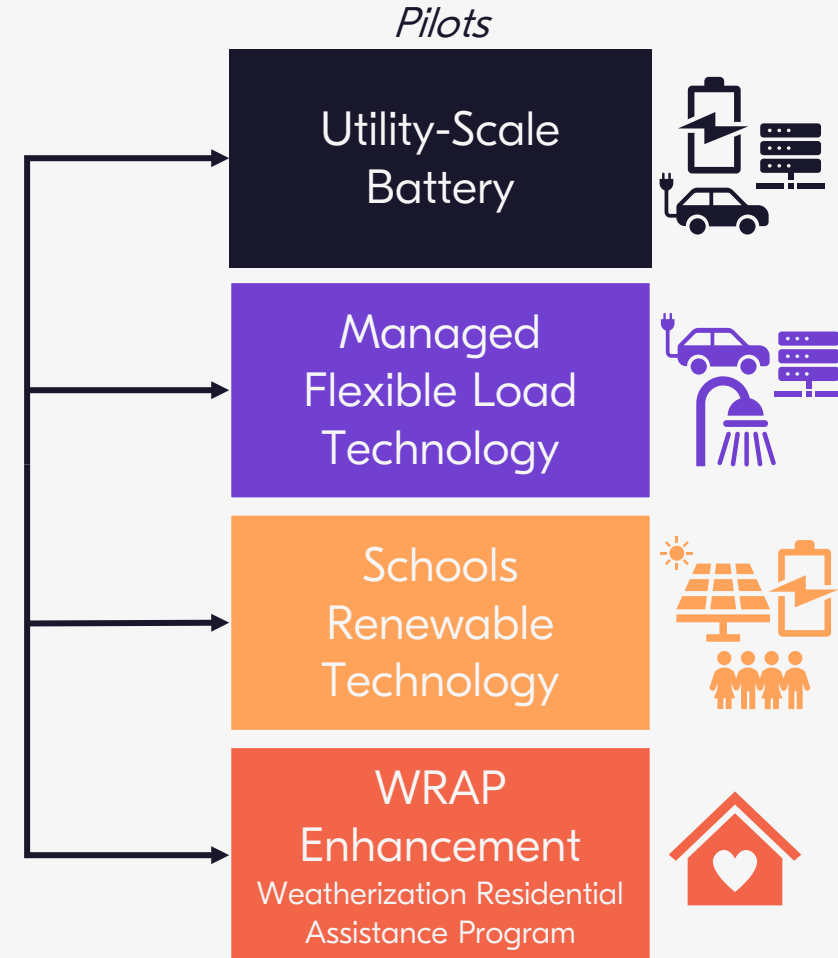
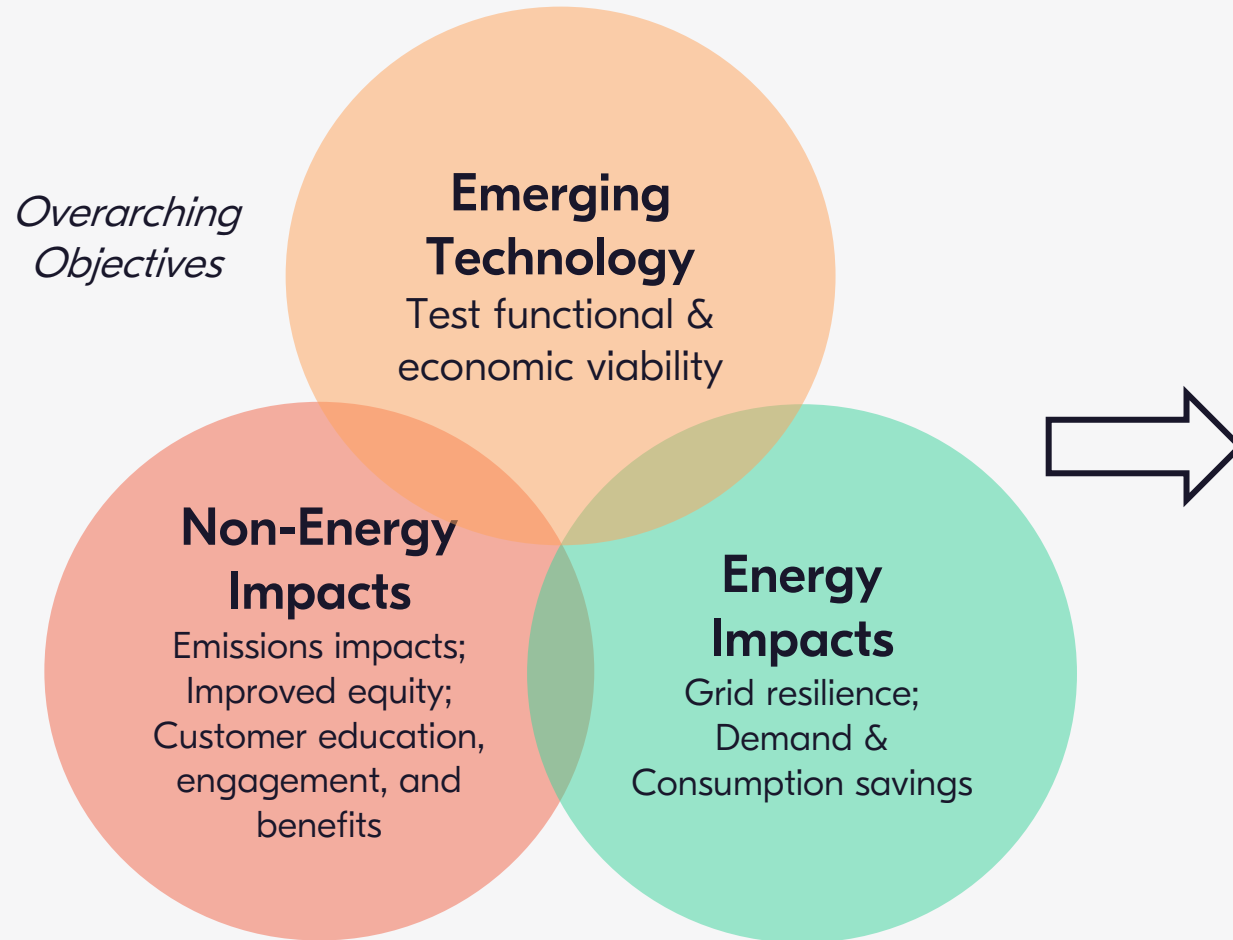

November 15, 2022

Presented at BECC 2022

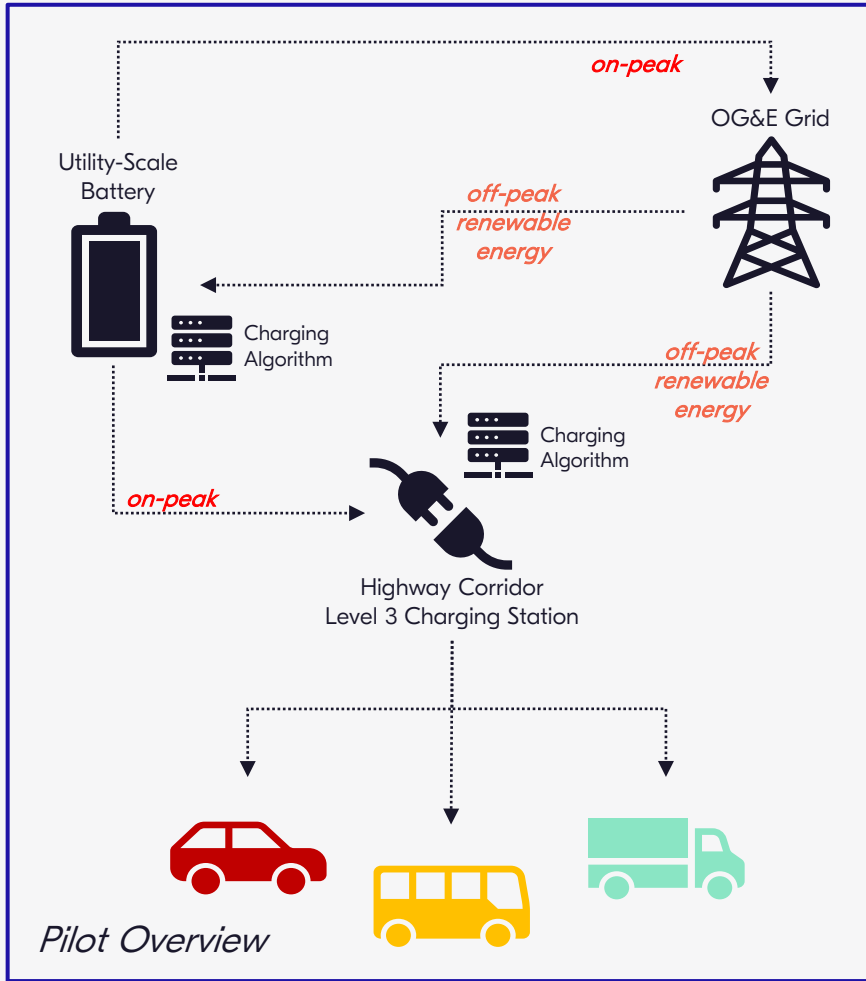

Abigail Nguyen | Applied Energy Group

Jessica King | Supervisor of Customer Programs, Oklahoma Gas & Electric Co.

Research and Development 2022-2024 Program Cycle




Utility-Scale Battery Pilot



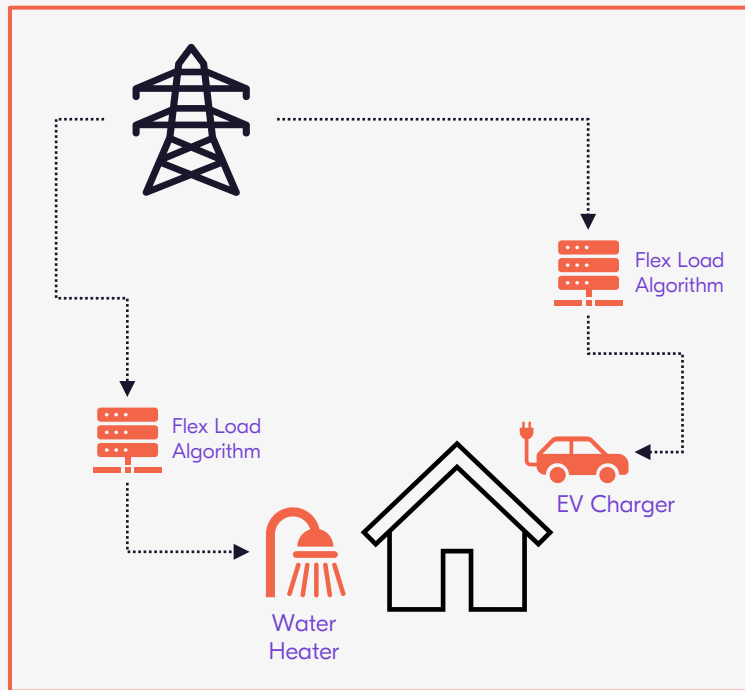
Evaluation

- *Functional viability* – reliability, safety, security
- *Economic viability* – cost-benefit analysis, estimate value to consumers
- *Energy impacts* – DR/AS/LS capability, grid resilience
- *Non-energy benefits* – green energy use, decreased carbon footprint
- *Customer engagement* – collect consumer feedback, increased program awareness & participation

Managed Flexible Load Technology Pilot



Pilot Overview




Implementation

- EV Chargers – field test flex load algorithm
- Water Heaters – currently lab testing; move into field testing

Evaluation

- *Functional viability* – reliability, safety, security
- *Economic viability* – cost-benefit analysis, estimate value to customers
- *Energy impacts* – DR/AS/LS capability, changes to overall consumption, grid resilience
- *Non-energy benefits* – green energy use, decreased carbon footprint
- *Customer engagement* – feedback, program awareness & participation

Schools Renewable Technology Pilot



Pilot Components

PV System

(3 types; 3 participating schools)

1. Rooftop Solar
2. Agrivoltaic (ground-mounted solar)
3. Community Solar



Battery System

(one in each participating school)



Education Component

1. Energy dashboard
2. Renewable energy & engineering
3. Conservation & energy efficiency
4. Social Benefits



Demand Management Signals

1. Demand Response
2. Ancillary Services
3. Rate Design




Evaluation

- *Functional viability* – reliability, safety, security
- *Economic viability* – cost-benefit analysis, estimate value to schools
- *Energy impacts* – DR/AS/LS capability, changes to overall consumption, grid resilience
- *Non-energy benefits* – green energy use, decreased carbon footprint, increased equity
- *Customer engagement* – collect school & community feedback, increased student engagement in STEM education, increased program awareness & participation

WRAP Enhancement Pilot

Weatherization Residential Assistance Program



	Repair-to-Qualify	Enhanced Measures
<i>Background</i>	Historical 50% disqualification rate; 25% of disqualifications due to minor repairs	Add three measures to the existing programs based on implementer's recommendations
<i>Components</i>	Cover the repair costs up to \$1000 (typically, flue, roof flashing, HVAC, health & safety, etc.)	HVAC Measure (tune-up, repair, or replacement) Window AC Measure (mini-splits or ASHP) Water Heater Load Control (install switch)
<i>Objectives</i>	Participation/Disqualification, Equity, Program Impacts, Customer Benefits	Participation, Equity, Program Impacts, Customer Benefits
<i>Evaluation</i>	Full Process Evaluation WRAP Disqualification Rate WRAP Participation and Energy Impacts Whole-home Impact Analysis (RTQ impacts) Non-Energy Benefits, Customer Bill Savings	Full Process Evaluation WRAP Participation and Energy Impacts Cost-effectiveness of New Measures Non-Energy Benefits, Customer Bill Savings

Thank You.

Applied Energy Group | appliedenergygroup.com

